


FEATURES:

- 800 MHz ~ 1.4 GHz;
- 35 dB Gain;
- 0.6 dB Noise Figure;
- 20.0 dBm P_{1dB};
- 30.0 dBm IP₃;
- Unconditional Stable;
- RoHS Compliant.

APPLICATIONS:

- GPS;
- Satellite;
- WiMax;
- Defense;
- Mobile Infrastructure;
- Measurement;
- Fixed Wireless.



LNA08001400A, 800 MHz ~ 1.4 GHz WIDE BAND LOW NOISE AMPLIFIER

ELECTRICAL SPECIFICATIONS @ 21 °C

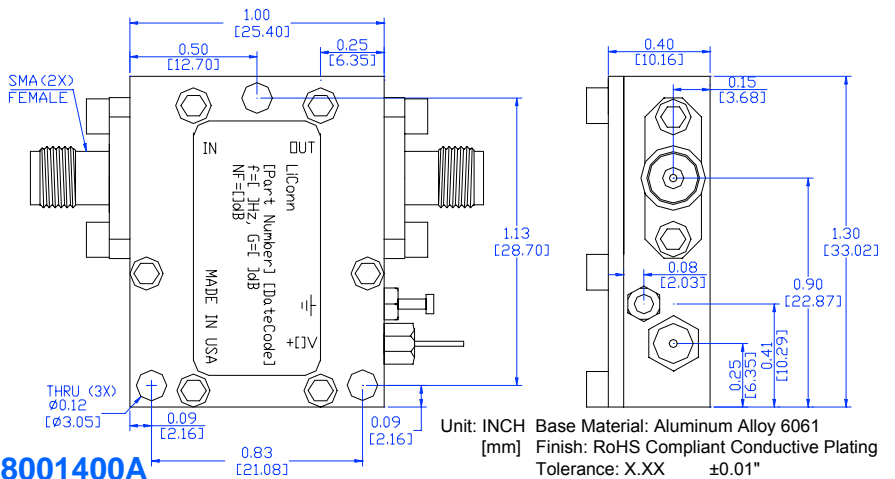
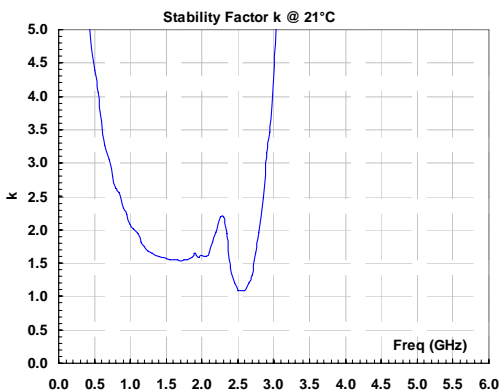
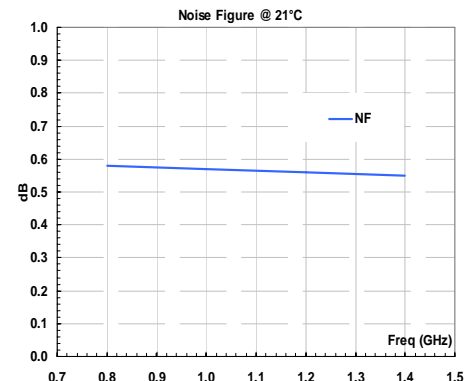
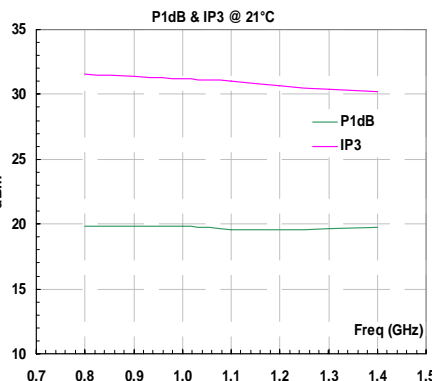
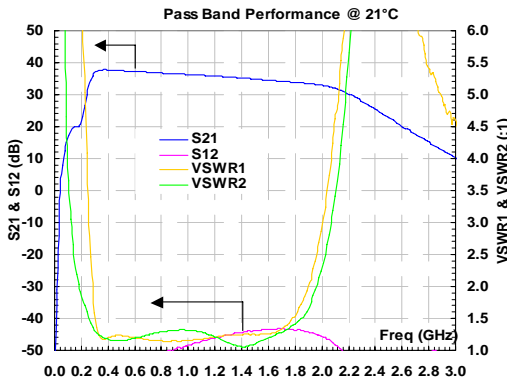
Symbol	Parameters/Conditions	Unit	Min	Typical	Max
G	Gain	dB	33	35	37
ΔG	Gain Flatness	dB		± 1.0	
VSWR ₁	VSWR – Input	Ratio		1.35:1	1.8:1
VSWR ₂	VSWR – Output	Ratio		1.35:1	1.8:1
S ₁₂	Reverse Isolation	dB	40	45	
NF	Noise Figure	dB		0.6	0.8
OIP ₃	Output 3 rd Order Intercept	dBm	28	30	
P _{1dB}	Output 1dB Gain Compression	dBm	19	20	
I _{dd}	Device Current (V _{dd} =+5V)	mA		85	
V _{dd}	DC Power Supply Voltage	V	+4.7	+5.0	+5.3
Z ₀	Impedance	Ohm		50	

ABSOLUTE MAXIMUM RATINGS¹

Parameters/Conditions	Unit	Maximum
Channel Temperature	°C	150
CW RF Input Power	dBm	+10
DC Supply Voltage	V	+7.0
Drain Current	mA	100
Thermal Resistance	°C/W	215
Total Power Dissipation	mW	500
Operating Temperature	°C	-40 ~ +85
Storage Temperature	°C	-65 ~ +125

[1] Operation beyond these limits may cause permanent damage.

ELECTRICAL PERFORMANCE/ MECHANICAL OUTLINE



ORDERING INFORMATION: LNA08001400A