

FEATURES:

- 0.6 GHz ~ 2.5 GHz;
- 30 dB Gain;
- 1.0 dB Noise Figure;
- 14.0 dBm P_{1dB};
- 26.0 dBm IP₃;
- Unconditional Stable;
- RoHS Compliant.

APPLICATIONS:

- GPS;
- Satellite;
- WiMAX;
- Defense;
- Security System;
- Test & Measurement;
- Fixed Wireless.



LNA06002500A, 0.6 GHz ~ 2.5 GHz WIDE BAND LOW NOISE AMPLIFIER

ELECTRICAL SPECIFICATIONS @ 21 °C

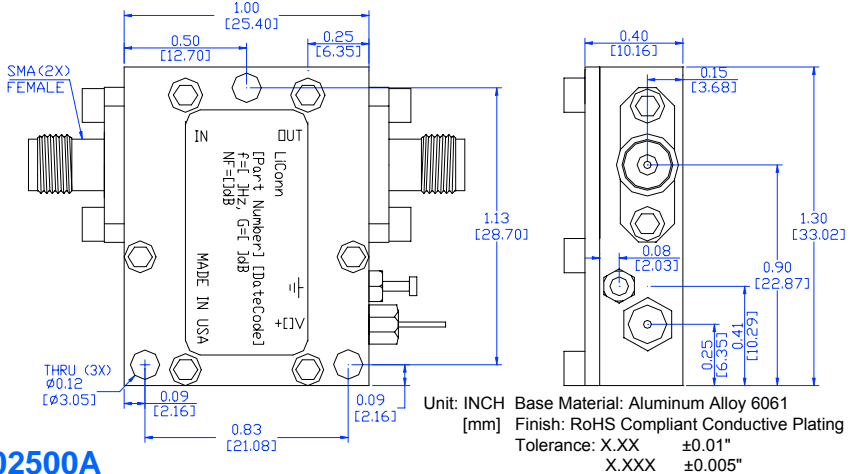
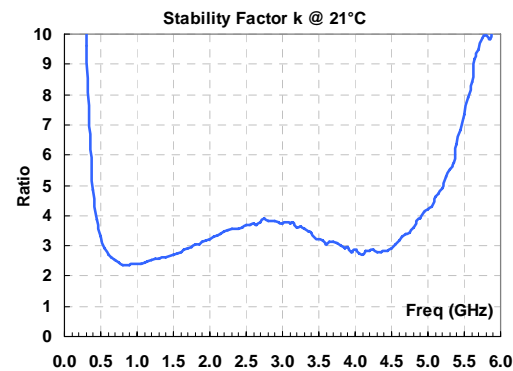
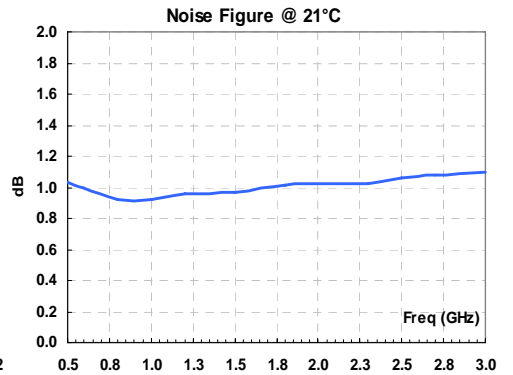
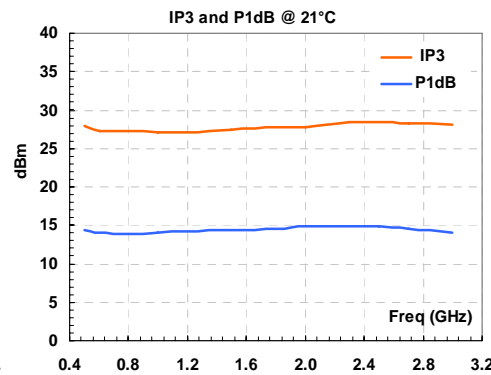
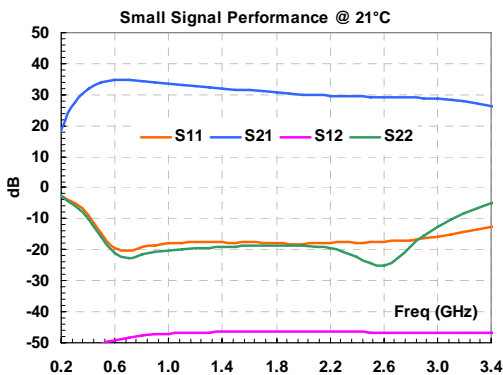
Symbol	Parameters/Conditions	Unit	Min	Typical	Max
G	Gain	dB	29	30	35
ΔG	Gain Flatness	dB		±1.5	
VSWR ₁	VSWR – Input	Ratio	1.4:1	1.5:1	
VSWR ₂	VSWR – Output	Ratio	1.4:1	1.5:1	
S ₁₂	Reverse Isolation	dB	42	47	
NF	Noise Figure	dB		1.0	1.2
OIP ₃	Output 3 rd Order Intercept	dBm	24	26	
P _{1dB}	Output 1dB Gain Compression	dBm	10	14	
I _{dd}	Device Current (V _{dd} =+5V)	mA		50	60
V _{dd}	DC Power Supply Voltage	V	+4.7	+5.0	+5.3
Z ₀	Impedance	Ohm		50	

ABSOLUTE MAXIMUM RATINGS¹

Parameters/Conditions	Unit	Maximum
Channel Temperature	°C	+150
CW RF Input Power	dBm	+5.0
DC Supply Voltage	V	+7.0
Drain Current	mA	80
Thermal Resistance	°C/W	215
Total Power Dissipation	mW	400
Operating Temperature	°C	-40 ~ +85
Storage Temperature	°C	-55 ~ +125

[1] Operation beyond these limits may cause permanent damage.

ELECTRICAL PERFORMANCE/MECHANICAL OUTLINE



ORDERING INFORMATION: LNA06002500A